



Panorama

Turning data into action

Subscribers are generating more data than ever before

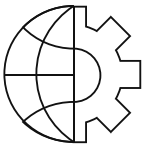
When communications service providers (CSPs) lack full visibility into their network, they run into a number of business challenges, including a significantly higher number of costly truck rolls. They're also unable to pinpoint and resolve network issues, make data-driven decisions, and keep their customers satisfied. So how can CSPs better collect, understand, and take action from subscriber data?



Discover unprecedented visibility with an intuitive analytics dashboard

Panorama is a comprehensive analytics dashboard that gives CSPs full visibility across their network through network-level insights, KPI tracking, and device & security analytics. This level of visibility not only deepens their insights, but also enables CSPs to uncover opportunities for growth, reduce churn, and improve their overall subscriber experience.

Key features



Reduced OPEX

Deliver enhanced visibility into customer networks and devices so problems can be identified and solved quickly and remotely. This will reduce the number of support calls and truck rolls.



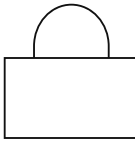
Actionable network-level insights

Help CSPs ensure continuous network improvement with the ability to monitor KPIs over time and watch for changes, trends, and growth opportunities.



Improved subscriber experience

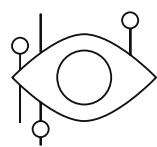
With increased insight into consumer networks, behaviors, and devices, CSPs will be able to spot pain points and fix them before customers are even aware. This ensures the best subscriber experience and ultimately reduces churn.



24/7 security monitoring

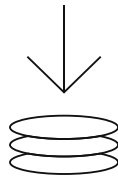
Allow CSPs to see an overview of all cyber-threats facing the network and find out where they come from and who they are targeting so they can work to keep their customers and network safer.

Key benefits



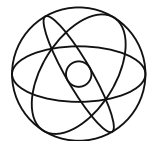
Dashboard suite

Get complete visibility across the network with a comprehensive suite of 20+ dashboards.




Downloadable data

Download slices of data in Excel to perform deep dive customized analyses.



Global filters

Highlight the information that matters most with configurable global filters to tailor dashboard visualizations.



Time ranges

Offer CSPs the ability to zoom in and out and ultimately better understand trends over time.

“Panorama provides a seamless interface to understand performance metrics at an aggregate level—enabling us to identify and respond quickly before significant degradation in customer experience is felt.”

George Vansco, Director of Operations Analytics, Midco

Why partner with Plume?

Our services are proven to help CSPs reduce costs while increasing operational efficiency*



60+



Truck rolls

67%



Monthly ARPU

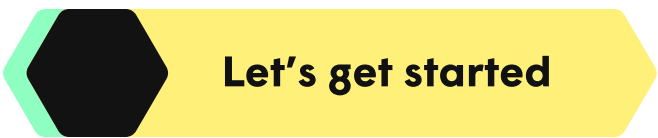
\$15



ROI

200%

*Data based on an average taken across Plume’s deployed CSP customer base.



Partner with Plume to gain complete network visibility.
Contact partner@plume.com to learn more.

